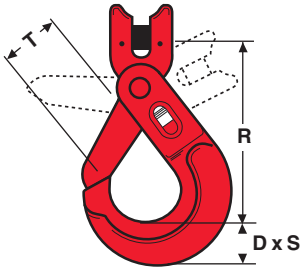


Crosby® Kuplex®

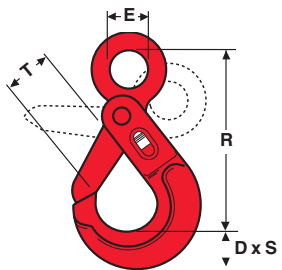
Components



Crosby KUPLEX Safety Hook KHX C

All Safety Hooks in the KHX series are designed so the latch cannot open under load and requires pressure on the trigger to release the hook when the load is grounded.

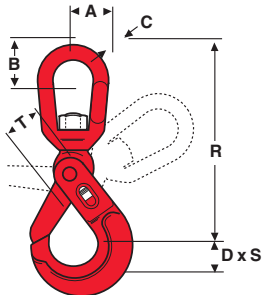
Crosby Stock No.	Reference	WLL (t)		Dimensions (mm)				Weight (kg)
		8	8+10	A	B	D	S	
2781074	KHX7C	1.5	2	117	25	19	36	.82
2781083	KHX10C	3.2	4	146	32	24	47	1.51
2781092	KHX13C	5.3	6.7	181	42	30	56	3.15
2781109	KHX16C	8	10	223	49	36	70	5.27



Crosby KUPLEX Safety Hook KHX E

A variant of the KHX C with eye instead of clevis.

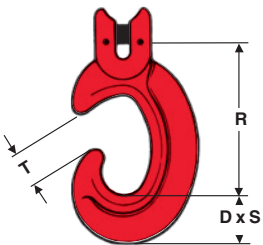
Crosby Stock No.	Reference	WLL (t)		Dimensions (mm)					Weight (kg)
		8	8+10	R	D	S	T	E (dia.)	
2781118	KHX7E	1.5	2	142	25	19	36	23	.85
2781127	KHX10E	3.2	4	175	32	24	47	30	1.15
2781136	KHX13E	5.3	6.7	217	42	32	56	40	3.06
2781145	KHX16E	8	10	272	49	36	70	51	5.24
2781154	KHX19E	11.2	14	277	66	53	80	65	9.5
2781163	KHX23E	16	21	315	69	63	92	75	13.9



Crosby KUPLEX Swivel Safety Hook KHX S

Another variant incorporating bow and swivel.

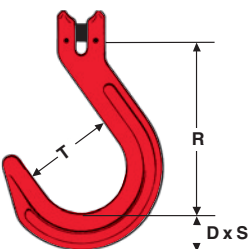
Crosby Stock No.	Reference	WLL (t)		Dimensions (mm)							Weight (kg)
		8	8+10	A	B	R	D	S	T	C (dia.)	
2781172	KHX7S	1.5	2	42	42	202	25	19	36	12	1.24
2781181	KHX10S	3.2	4	50	46	235	32	24	47	15	2.11
2781190	KHX13S	5.3	6.7	60	62	293	42	30	56	19	4.28



Crosby KUPLEX C Hook KC

The profile of this hook is designed to prevent fouling of the tip of the hook on obstructions such as scaffolding.

Crosby Stock No.	Reference	WLL (t)		Dimensions (mm)				Weight (kg)
		8	8+10	R	D	S	T	
2781207	KC7N	1.5	2	90	27	19	20	.45
2781216	KC10N	3.2	4	127	38	27	28	1.26
2781225	KC13N	5.3	6.7	165	49	36	39	2.78
2781234	KC16N	8	10	203	60	43	45	5.16
2781243	KC19N	11.2	14	242	71	52	55	8.83



Crosby KUPLEX Foundry Hook KF

Designed with a wide throat to accommodate moulding box trunnions.

Crosby Stock No.	Reference	WLL (t)		Dimensions (mm)				Weight (kg)
		8	8+10	R	D	S	T	
2781252	KF7N	1.5	2	118	24	22	64	.79
2781261	KF10N	3.2	4	137	32	30	76	1.74
2781270	KF13N	5.3	6.7	165	41	38	89	3.45
2781289	KF16N	8	10	222	52	48	114	7.40
2781298	KF19N	11.2	14	248	61	56	127	11.82
2781305	KF23N	16	21	280	78	64	140	20.3