

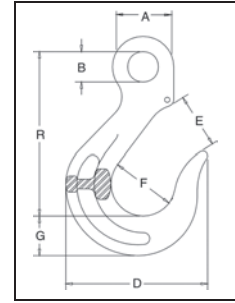
Grade 80 Alloy Fittings



A-327



- Alloy Steel - Quenched and Tempered.
- Individually Proof Tested at 2-1/2 times the Working Load Limit with certification.
- S-4088 Latch Kit fits hooks.



A-327 Eye Sling Hook

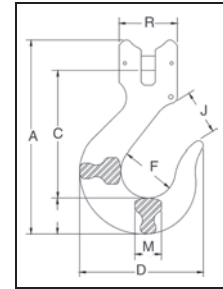
Chain Size (mm)	A-327 Stock No.	Working Load Limit (t)*	Weight Each (kg)	Dimensions (mm)								Replacement Latch Stock No.
				A	B	D	E	F	G	R		
7	1003764	1.59	.36	34.0	14.2	88.0	36.6	44.7	22.9	94.5	1090250	
10	1003773	3.22	.95	46.2	19.1	116	45.2	56.9	31.8	123	1090251	
13	1003782	5.45	1.68	57.5	23.9	140	53.8	63.5	39.4	144	1090252	
16	1003791	8.21	2.90	70.0	29.2	165	61.2	73.2	47.8	168	1090253	
19	1003808	12.84	4.45	83.0	34.0	187	68.3	83.0	55.0	194	1090254	
22	1003817	15.51	7.00	94.5	36.6	215	77.7	92.0	62.2	217	1090255	

* Ultimate Load is 4 times the Working Load Limit.

A-339



- Alloy Steel - Quenched and Tempered.
- Individually Proof Tested at 2-1/2 times the Working Load Limit with certification.
- Pin locking requires no special tools.
- S-4088 Latch fits 19 & 22 mm hooks.



A-339 Clevis Sling Hook

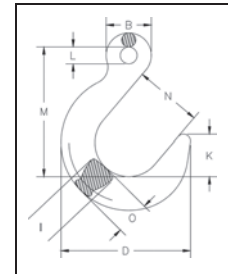
Chain Size		A-339 Stock No.	Working Load Limit (t)*	Weight Each (kg)	Dimensions (mm)						
(in.)	(mm)				A	C	D	F	G	J	M
3/4	19	1027793	11.2	5.20	294	170	187	82.5	55.0	68.5	1019
7/8	22	1027800	15	8.00	334	193	215	92.0	62.0	77.5	1129

* Ultimate Load is 4 times the Working Load Limit.

A-329



- Alloy Steel - Quenched and Tempered.
- Individually Proof Tested at 2-1/2 times the Working Load Limit with certification.
- Hook can be tip loaded at the reduced Working Load Limit, see below. Operator must ensure the load is retained properly in the hook.



A-329 Eye Foundry Hook

Chain Size (mm)	A-329 Stock No.	Working Load Limit at saddle of Hook (kg)*	Working Load Limit at Tip of Hook (kg)*	Weight Each (kg)	Dimensions (mm)							
					B	D	I	K	L	M	N	O
7	1026280	1588	794	1.09	39.6	121	25.4	39.6	16.0	121	63.5	31.2
10	1026289	3221	1611	2.04	50.8	145	32.3	47.8	19.1	146	76.0	38.1
13	1026297	5443	2722	3.22	63.5	171	38.1	56.5	25.4	175	89.0	44.5
16	1026306	8210	4105	5.53	76.2	198	46.0	67.0	31.8	205	102	51.5
19	1026315	12837	6419	8.75	88.9	232	56.0	89.0	38.1	235	114	65.0
22	1026324	15513	7757	11.9	102	256	57.0	86.0	44.5	264	127	70.5

* Ultimate Load is 4 times the Working Load Limit.